



WWPN Association meeting

August 28, 2018 – 7:00pm Simpson Getsemani Church

- I. Introductions
 - a. *Everyone went around and said their name and their address*
- II. Guest speaker- Ed Fenstermacher
 - a. *I am church developer*
 - b. *We have a tool called Mission Insight that gives information on any neighborhood in Indiana*
 - i. *This data is updated every 6 months. The data to be presented was updated in July*
 - ii. *Data comes from the US Census, Experian, and Mission Insight itself*
 - c. *A quiz has been passed out with multiple-choice questions to be played along with the presentation*
 - i. *See attached for the quiz and the answers*
- III. Business Meeting
 - a. Secretary's report and Approval of minutes
 - i. Association meeting 8/2/2018
 - ii. *Accepted without amendment*
 - b. Treasurer's report- Finance update
 - i. Balance: \$18,280
 - ii. Dues paying members = 51
 - iii. Update on recent expenses
 - 1. *Windsocks commemorating the Breast Cancer walk have been purchased*
 - 2. *We are also looking for pink flamingos to put on the S Harrison during the Breast Cancer walk*
 - c. Standing Committees update
 - i. Water Warriors- The plants will be coming down Wednesday morning (Brandi and Joan)
 - ii. Fort4Fitness-
 - 1. *Charlie and Dean are working on some additional signage and putting together the beer shot table*
 - a. *We are looking for neighborhood artists to help paint these additional signs*
 - 2. *We will also be working with the Boys and Girls club to paint Hoagland again this year*

3. *This event is September 29th, please plan ahead if you don't wish to be trapped by the event*
- iii. Holiday Home Tour-
 1. *3 houses are currently signed up. We like 6 at the minimum. Anyone interested?*
 2. *Art Market is shaping up nicely*
- iv. Harrison Corridor Development committee-
 1. *For those who are unfamiliar, the Harrison Corridor Committee was created as part of PAPA.*
 2. *This committee has been organized to promote Harrison as it runs from through PAPA. This means from the railroad tracks on the north side of Hoagland-Masterson to the south end of Harrison*
 3. *The Simpson parking lot is our major project for now*
 4. *If anyone would like to be involved, please let us know*
- d. Officer's reports
 - i. HIP grant update
 - ii. Next events:
 1. Cleanup 9/22/18 8am-11am
 2. Fort 4 Fitness 9/29/18 8am-12pm
 3. Picnic 9/29/18 3 o'clock, eat at 4 o'clock
 - a. *This year will have a theme: Williams Woodland Wiener Fest*
 4. Breast Cancer Walk 10/20/18 9:30am
 - a. *We are asking for anyone who lives on S Harrison or Hoagland to decorate with pink in honor of this event*
- e. Other business from Floor
 - i. *PAPA is trying to spin up several committees. If anyone is interested, please, let us know*
 1. Committees
 - a. *Historic Preservation*
 - b. *Marketing, Communication, and Goodwill*
 - c. *Economic Development*
 - d. *Finance and Grants*
 - e. *Safe Housing*
 - f. *Corridors*
 2. *Rebecca: A goal of PAPA is to raise our voice and get more attention from the City of Fort Wayne*
 - ii. *Charlie: An Oakdale pillar was recently damaged in a high-speed car chase*
 1. *Should we offer any support?*
 2. *Rebecca: I heard that most of the work will do done by neighbors*
 3. *Lyndsay: Let me check with Oakdale and see if there is anything we can provide*

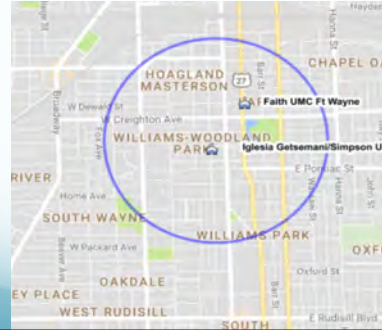
IV. Adjournment

- i. The next scheduled neighborhood meeting is Sept 25

Who is my neighbor?

Williams Woodland Neighborhood Association

Our neighborhood...



1. How many live here?

- A 500
- B 1,000
- C 5,000
- D 10,000

1. How many live here?

- A 500
- B 1,000
- **C 5,000**
- D 10,000

2. Is it to grow?

- A Grow
- B Stay about the same
- C Decline

2. Is it to grow?

- A Grow
- **B Stay about the same**
- C Decline

3. What's the average age?

- A 29
- B 31
- C 35
- D 38

3. What's the average age?

- A 29
- **B 31**
- C 35
- D 38

State = 38 years

4. What percentage are preschool age?

- A 3%
- B 6%
- C 10%
- D 13%

4. What percentage are preschool age?

- A 3%
- B 6%
- **C 10%**
- D 13%

State = 6%

5. What percentage is under 35 years of age?

- A 25%
- B 35%
- C 45%
- D 55%

5. What percentage is under 35 years of age?

- A 25%
- B 35%
- C 45%
- **D 55%**

State = 46%

6. What percentage are married?

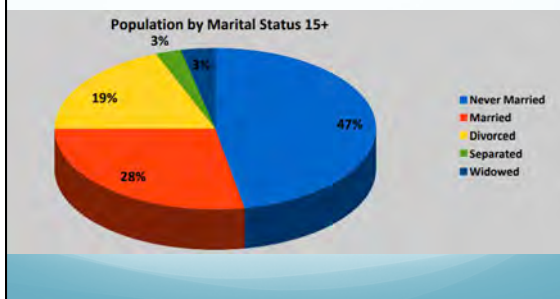
- A 30%
- B 40%
- C 50%
- D 60%

6. What percentage are married?

- **A 30%**
- B 40%
- C 50%
- D 60%

State = 29%

Marital status



7. What percentage of families have children at home?

- A 30%
- B 40%
- C 50%
- D 60%

7. What percentage of families have children at home?

- **A 30%**
- B 40%
- C 50%
- D 60%

8. Percentage of families with a single parent

- A 10%
- B 30%
- C 50%
- D 70%

8. Percentage of families with a single parent

- A 10%
- B 30%
- C 50%
- **D 70%**

State = 29%

9. What percentage have...

- College education:

A 25% B 35% C 45% D 55%

- Completed high school:

A 25% B 30% C 35% D 40%

- Didn't complete high school:

A 10% B 15% C 20% D 25%

9. What percentage have...

- College education:

A 25% B 35% **C 45%** D 55%

- Completed high school:

A 25% **B 30%** C 35% D 40%

- Didn't complete high school:

A 10% B 15% C 20% **D 25%**

10. What is the ethnic diversity?

- Asian:

A 1% B 2% C 3% D 4%

- Black/African American:

A 10% B 20% C 30% D 40%

- White:

A 30% B 40% C 50% D 60%

- Hispanic/Latino:

A 5% B 10% C 15% D 20%

10. What is the ethnic diversity?

- Asian:

A 1% B 2% **C 3%** D 4%

- Black/African American:

A 10% B 20% **C 30%** D 40%

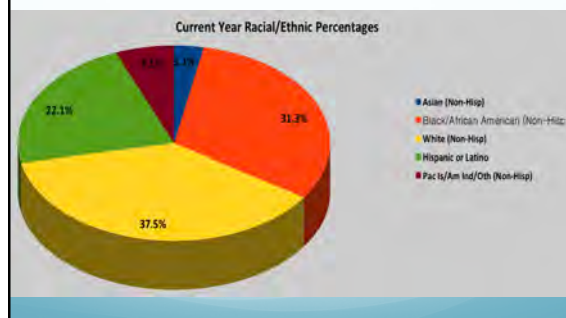
- White:

A 30% **B 40%** C 50% D 60%

- Hispanic/Latino:

A 5% B 10% C 15% **D 20%**

Ethnicity



Hispanic population

- Mexican—916 households (84%)
- Latin American—142 households (13%)
- Puerto Rican—28 households (2.6%)
- Cuban—2 households (0.2%)

Nearly 14% speak Spanish at home.

11. What's the average income?

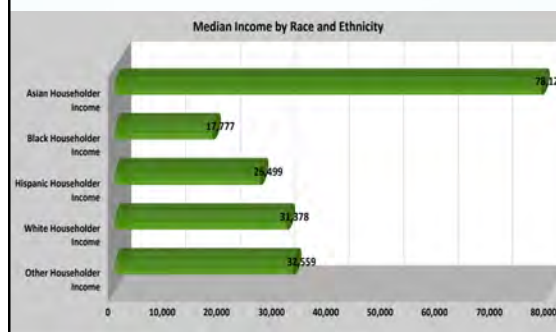
- A \$35,000
- B \$45,000
- C \$55,000
- D \$65,000

11. What's the average income?

- **A \$35,000**
- B \$45,000
- C \$55,000
- D \$65,000

State = \$62,000

Income by ethnicity



12. What percentage of homes are below the poverty line?

(below \$25,100 for family of 4 people)

- A 15%
- B 25%
- C 35%
- D 45%

12. What percentage of homes are below the poverty line?

(below \$25,100 for family of 4 people)

- A 15%
- B 25%
- C 35%
- **D 45%**

State = 11%

13. What percentage of homes are rented?

- A 25%
- B 35%
- C 45%
- D 55%

13. What percentage of homes are rented?

- A 25%
- B 35%
- C 45%
- **D 55%**

State = 30%

14. What percentage are vacant?

- 6%
- 12%
- 22%
- 32%

14. What percentage are vacant?

- 6%
- 12%
- **22%**
- 32%

15. What percentage is unchurched?

- A 10%
- B 30%
- C 50%
- D 70%

15. What percentage is unchurched?

- A 10%
- B 30%
- C 50%
- **D 70%**

State = 58%

Greatest life concerns

Finances

- Financing the future/savings/retirement (83%)
- Day-to-day financial matters (80%)
- Reaching my goals/being successful (70%)

Greatest life concerns

Health issues

- Losing weight/diet issues (72%)
- Personal health problems (72%)
- Stress/time to relax (71%)
- Health crisis/illness (67%)

Other life concerns...

- Fear of the future or the unknown (76%)
- Making the right choices/finding direction (67%)
- Violence in my neighborhood (60%)
- Illegal immigration (36%)

- What surprises you about our neighborhood?
- What's your biggest learning or discovery?

Who is our neighbor?

Quarter-mile radius around Simpson-Getsemani
Information based on 2018 data from MissionInsite.

1. How many live here? A B C D
500 1000 1500 2000
2. Is it to grow? A B C D
Grow Stay the same Decline
3. What's the average age? A B C D
29 31 35 38
4. What percentage are preschoolers? A B C D
3 6 10 13
5. What percentage is under 35 years old? A B C D
25 35 45 55
6. What percentage are married? A B C D
30 40 50 60
7. What percentage of families have children at home? A B C D
30 40 50 60
8. What percentage of families with a single parent? A B C D
10 30 50 70
9. What percentage have...
 - College education A B C D
25 35 45 55
 - Completed high school A B C D
95 30 35 40
 - Didn't complete high school A B C D
10 15 20 25
10. What is the ethnic diversity?
 - Asian A B C D
1 2 3 4
 - Black/African-American A B C D
10 20 30 40
 - White A B C D
30 40 50 60
 - Hispanic/Latino A B C D
5 10 15 20
11. What's the average income? A B C D
25k 45k 55k 65k
12. What percentage of households are below the poverty line? A B C D
15 25 35 45
13. What percentage of homes are rented? A B C D
25 35 45 55
14. What percentage are vacant? A B C D
6 12 22 32
15. What percentage is unchurched? A B C D
10 30 50 70